The banner features a medical professional's hand with a stethoscope on the left. To the right is a cluster of hexagons containing various medical icons like a heart, cross, eye, and pills. A red star graphic is on the far right.


Iowa Healthcare Collaborative

Transforming Clinical Practice

The State of the Union

Tom Evans, MD
Compass PTN Learning Community
Summer 2018

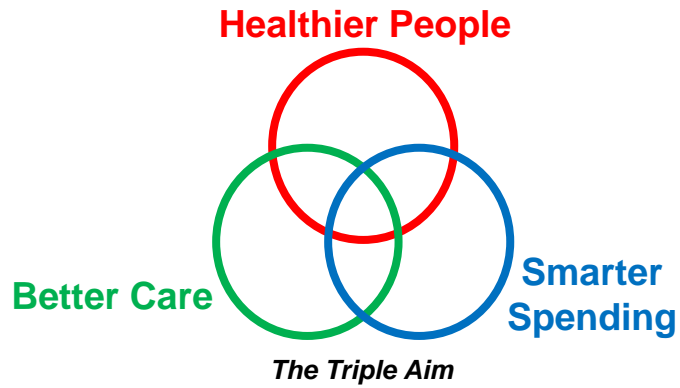
www.ihconline.org

The logo consists of a red star graphic followed by the text "Iowa Healthcare Collaborative".

Objectives

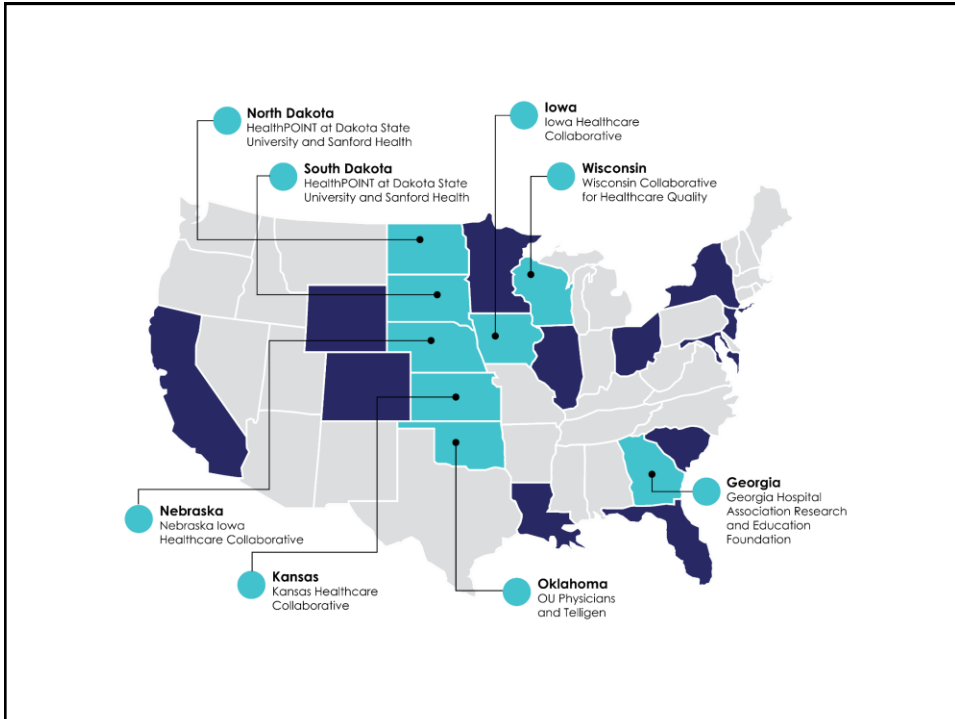
- Discuss TCPi and next steps for clinicians and practices
- Recognize how these collaborative programs will affect quality improvement and facilitate whole-system transformation
- Explain the power of aims-based collaborative learning to achieve new levels of performance

Delivery System Reform



National → State → Community

COMPASS
Practice Transformation Network



Delivery System Reform Requires Focus

Pay Providers

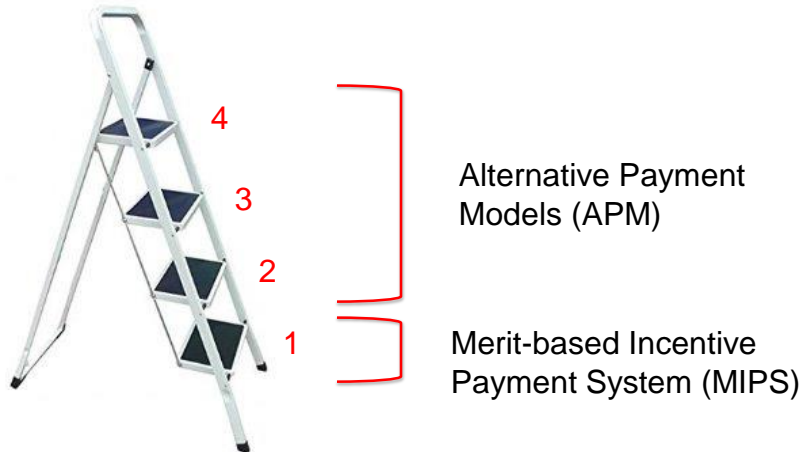
Deliver Care

Distribute Information



MACRA: QPP

Quality Payment Program



Note: This is not a test. This is law.

MIPS Payment Adjustment Schedule

| 2015 | 2014 | 2017 | 2018 | 2019 | 2020 | 2021 | 2022 | 2023 | 2024 | 2025 | 2026 |
|---|---|---|------|--|----------------|-------|-------|------|------|------|-----------------|
| Sunset of existing penalties PQRS, VBM, EHR 12/31/2018 | | | | | | | | | | | |
| Permanent Repeal of SGR | | | | | | | | | | | |
| | Updates in Physician Payments | | | | | | | | | | |
| | 0.5% (7/2015-2019) | | | | 0% (2020-2025) | | | | | | 0.25% (2026) |
| | Merit-based Incentive Payment System (MIPS) | | | | | | | | | | |
| | | Start of MIPS 2019 Measurement Cycle | | +/-4% | +/-5% | +/-7% | +/-9% | | | | |
| | | | | MIPS exceptional performance adjustment: Up to 10% annually (2019-2026) | | | | | | | |

TCPI: 5 Phases of Transformation



Source: CMS TCPI PTN Information Webinar, November 20, 2014.

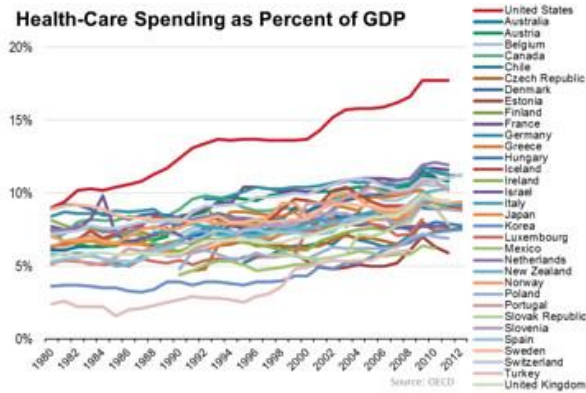
9

TCPI Goals

- 1 Support more than 140,000 clinicians in their practice transformation work
- 2 Improve health outcomes for millions of Medicare, Medicaid and CHIP beneficiaries and other patients
- 3 Reduce unnecessary hospitalizations for 5 million patients
- 4 Generate \$1 to \$4 billion in savings to the federal government and commercial payers
- 5 Sustain efficient care delivery by reducing unnecessary testing and procedures
- 6 Transition 75% of practices completing the program to participate in Alternative Payment Models
- 7 Build the evidence base on practice transformation so that effective solutions can be scaled

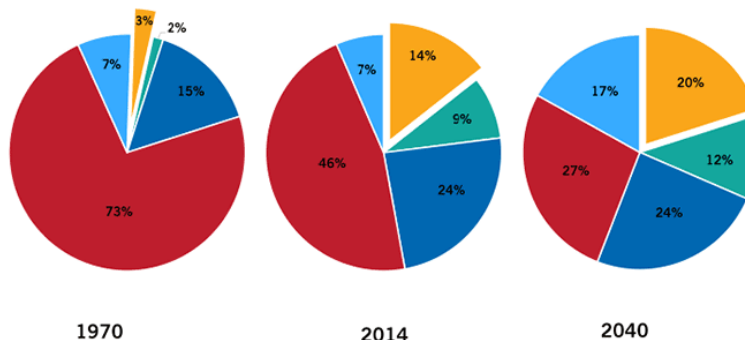


Health Care and GDP



Medicare spending is a growing share of the federal budget

■ Medicare ■ Medicaid ■ Social Security ■ Other Programs ■ Net Interest



SOURCE: Office of Management and Budget, Budget of the United States Government Fiscal Year 2015, February 2015 and Congressional Budget Office, The 2015 Long-Term Budget Outlook, June 2015. Compiled by PGPF.

© 2015 Peter G. Peterson Foundation

PGPF.ORG

What an Opportunity!

Medicare Shared Savings Program (MSSP)

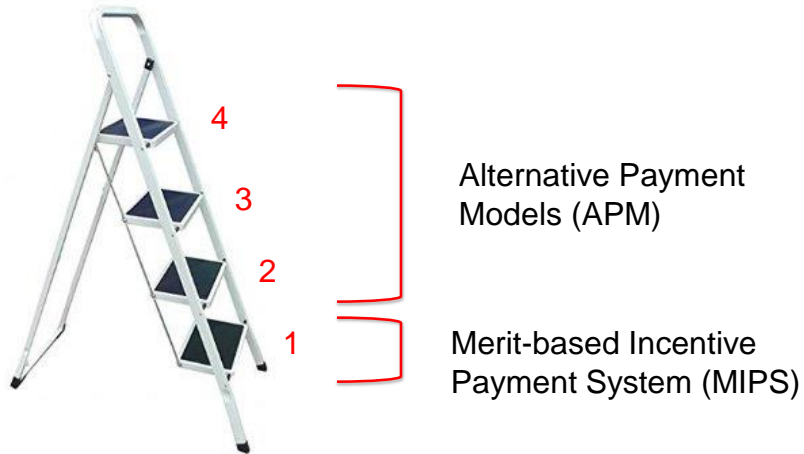
Department of Health and Human Services (HHS)

Secretary Azar said in March that program “[results have been lackluster](#),” and Centers for Medicare & Medicaid

Services (CMS) **Administrator Seema Verma** singled out one-sided risk ACOs for “[increasing Medicare spending...](#) encouraging consolidation in the market place, reducing competition and choice for our competition.” **Verma concluded that “our system cannot afford to continue with models that are not producing results.”**

Health Affairs Blog, July 22, 2018 14

MACRA: QPP *Quality Payment Program*



Delivery System Reform Requires Focus

**Provider
Payment**

**Care
Delivery**

**Information
Distribution**



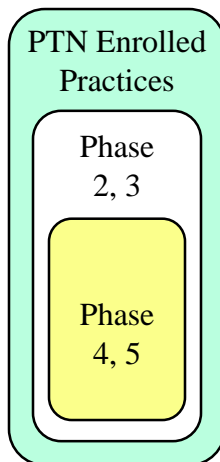
TCPI: 5 Phases of Transformation



Source: CMS TCPI PTN Information Webinar,
November 20, 2014.

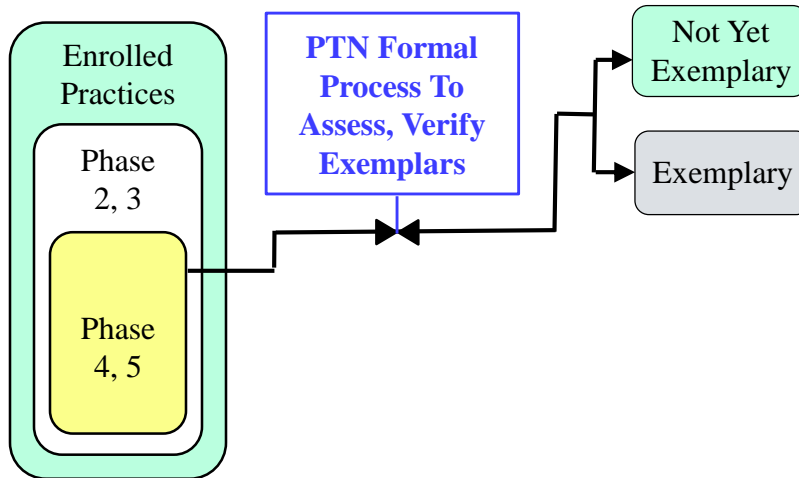
17

PTNs Determine Exemplars



18

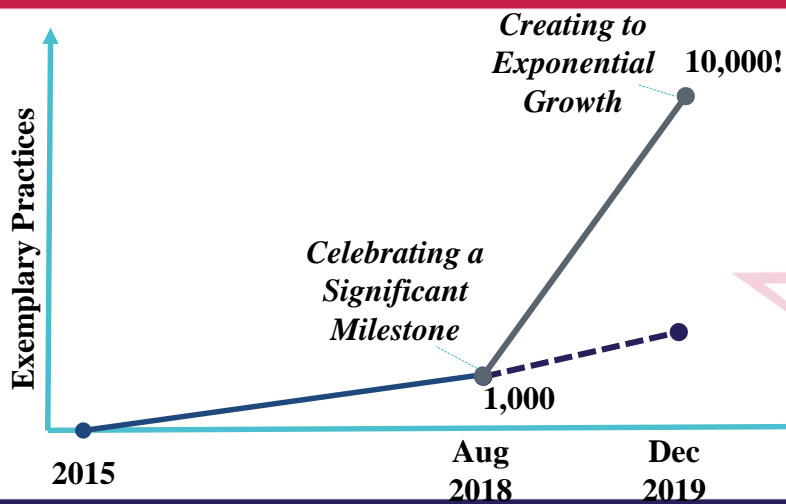
PTNs Determine Exemplars



19

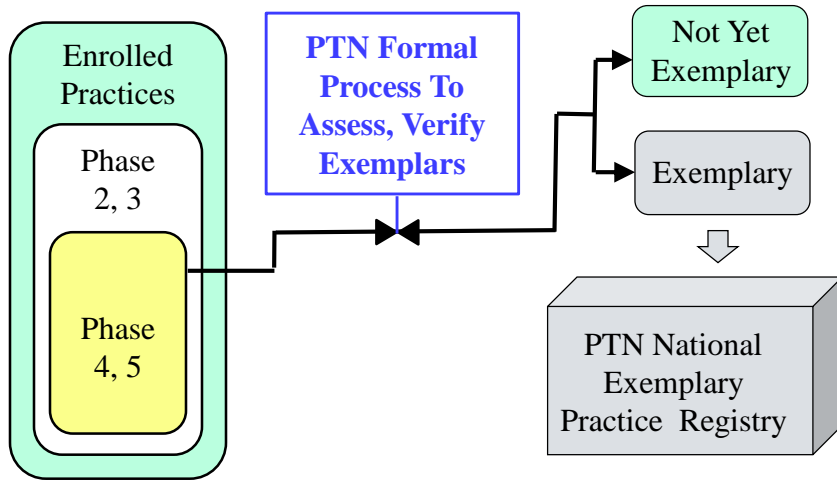


Achieving 10,000 Exemplary Practices



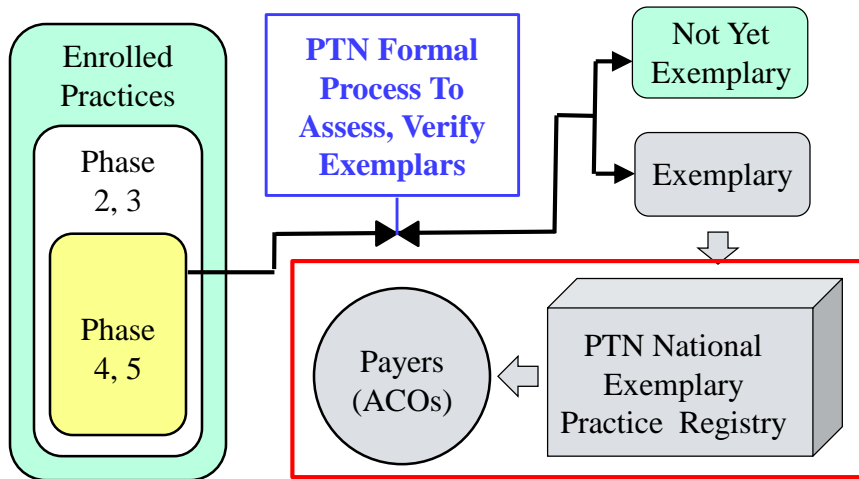
20

PTNs Determine Exemplars



21

PTNs *Market* Exemplars



22

TCPi Goals

- 1 Support more than 140,000 clinicians in their practice transformation work
- 2 Improve health outcomes for millions of Medicare, Medicaid and CHIP beneficiaries and other patients
- 3 Reduce unnecessary hospitalizations for 5 million patients
- 4 Generate \$1 to \$4 billion in savings to the federal government and commercial payers
- 5 Sustain efficient care delivery by reducing unnecessary testing and procedures
- 6 Transition 75% of practices completing the program to participate in Alternative Payment Models
- 7 Build the evidence base on practice transformation so that effective solutions can be scaled



Compass PTN Definition of Exemplar Practices

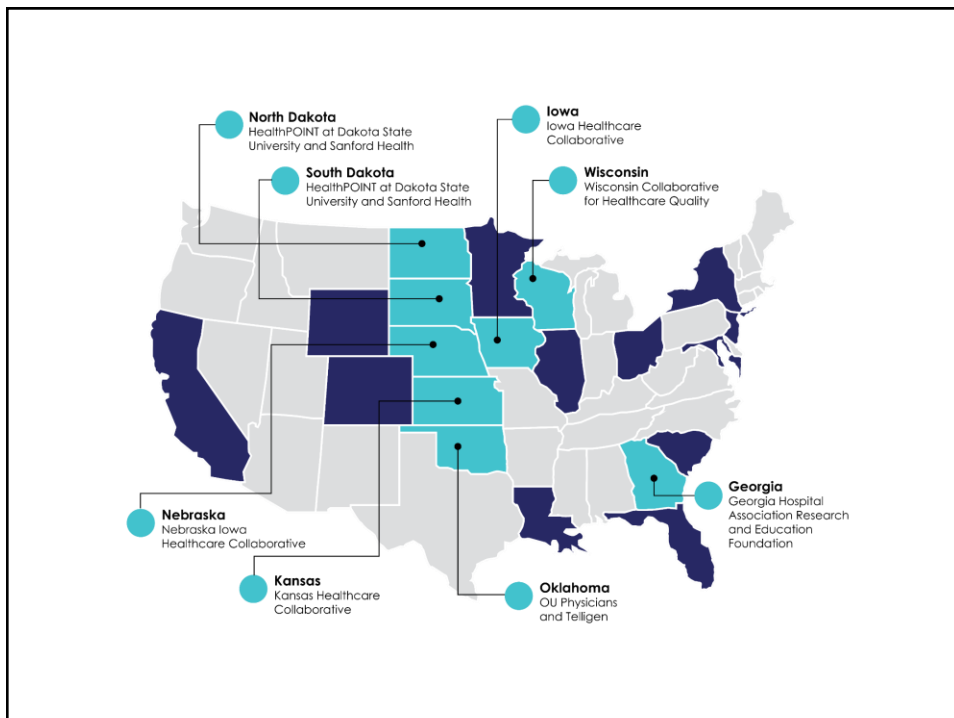
- Phase Progression: Phase IV or V (or III)
- Provide a “Story Worth Emulating”
 - Practice can demonstrate (articulate and display) on at least 2 of the 4 TCPi Service Delivery Aims
 - (Outcomes, Utilization, Hospitalization, Tests and Procedures)
- Patient and Family Engagement (PFE)
 - Reporting on at least 3 of the 6 PFE measures

A Story Worth Emulating

- Patient-centered Goal
 - What was the envisioned purpose of change
- Intervention
 - What did you do to change care
- Data
 - What measures? How did you use to inform process?
- Results
 - What happened?
- Patient-centered Impact
 - How was care improved from the patient's perspective?

On the Horizon...







"On the Horizon" Take Home Points

- It's really going to happen. It can't not happen.
- From "more is better" to "better is more"
- You can run, but you can't hide. Data is the currency of improvement.
- Run hard on this last lap...maximize the resources available
- **Become an Exemplar**

