


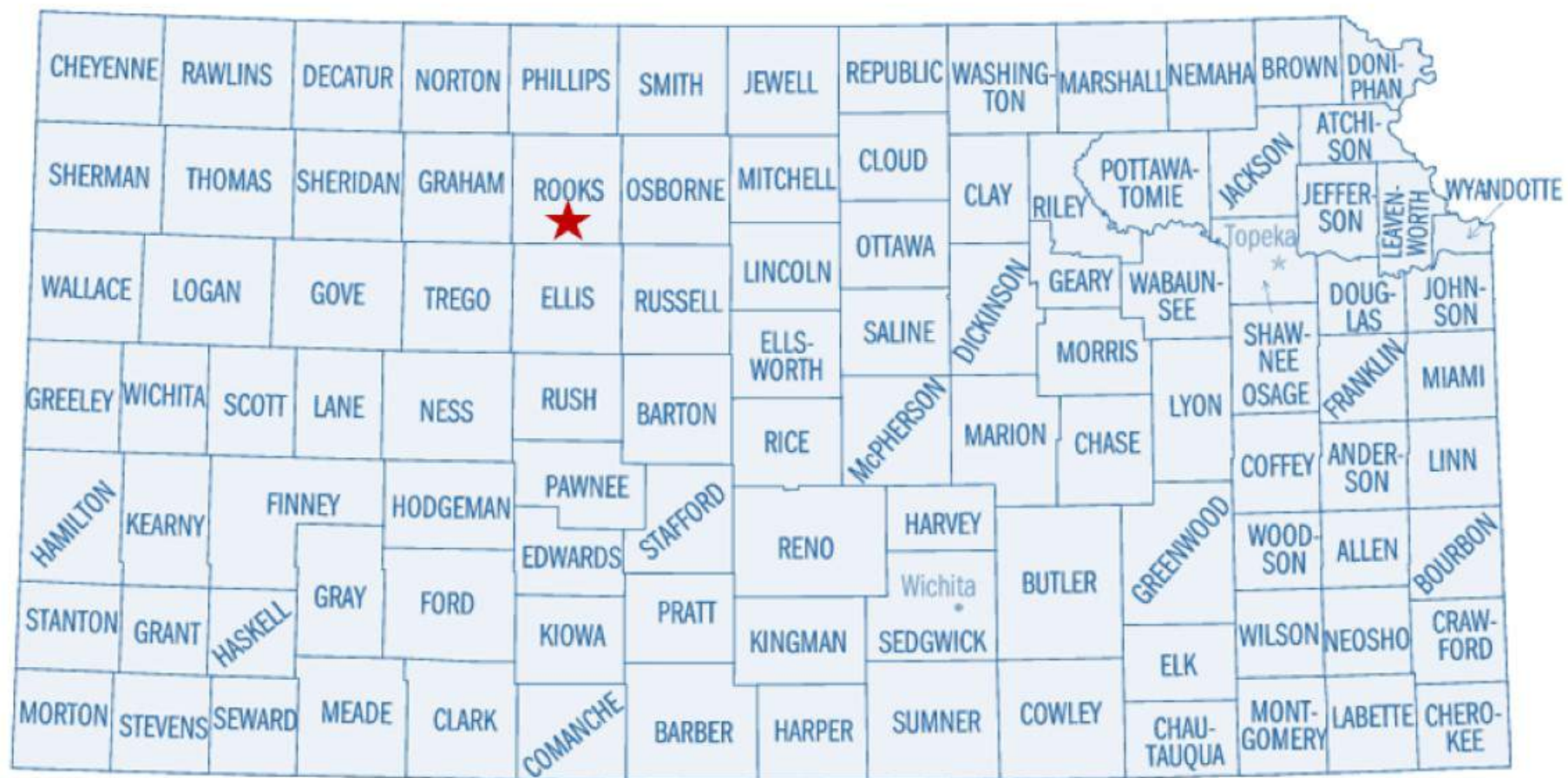
ROOKS COUNTY



HEALTH CENTER









Lisa Karlin, R.Ph

Director of Pharmacy

Michele Hinger, RN





Nurse Manager

Erin Newell, RN

Director of Trauma & Disaster-Safety

ROOKS COUNTY
HEALTH CENTER

Opioid Epidemic

-  Approximately 130 + people died every day from opioid-related drug overdoses. *(2017 Survey)*
-  11.4 million people misused prescription opioids.
-  47,600 people died from overdosing on opioids.
-  2 million people misused prescription opioids for the first time.



SOURCES

1. 2017 National Survey on Drug Use and Health, Mortality in the United States, 2016
2. NCHS Data Brief No. 299, December 2017
3. NCHS, National Vital Statistics System. Estimates for 2017 and 2018 are based on provisional data.

ROOKS COUNTY
HEALTH CENTER



RCH Education & Quality Projects

- Illicit Drug Webinar
- Treatment Options - Lunch & Learn
- Naloxone Distribution
 - *Laws, Resources, Funding*
- Medication Dropbox

Illicit Drug Webinar

- The University of Kansas Medical Center
Rooks County Healthcare Foundation, Rooks County Health Center and Area Health Education Center West
- Identified types of illicit drugs in our communities, presenting symptoms and treatment options, diagnostic tools.
- Educated all Medical Providers, RCH Staff
(both clinical and non-clinical), County Emergency Personnel/First Responders

ROOKS COUNTY
HEALTH CENTER

Presented by: The University of Kansas Medical Center Office of Continuing Medical Education, Rooks County Healthcare Foundation, the Rooks County Commission, Rooks County Health Center, and Area Health Education Center West

Illicit Drugs Webinar

May 16, 2018 • 11 a.m. - 1 p.m. • via Webinar

Presenter

Stephen Thornton, M.D.
Associate Professor and Director of Toxicology, The University of Kansas Medical Center

Course Description

This program is designed to provide more insight on illicit drugs by identifying types of illicit drugs, differentiating symptoms patients might present with, examining different diagnostic tools to use, and comparing types of treatments.

Target Audience

Physicians, Physician Assistants, Advanced Nurse Practitioners, Nurses, and Emergency Services

Objectives

At the conclusion of this program, participants will be able to:

- Identify what illicit drugs are in our communities
- Indicate what symptoms these patients will present with and what treatment they will require
- Analyze diagnostic testing that may be helpful in the care of the patient.

Cost

Rooks County Employees - No Charge
(Rooks County Health Center Employees and Rooks County First Responders)
All others - \$25 if postmarked by May 8, 2018, \$35 thereafter.
Cancellation deadline - May 11, 2018.

How to Register

Online: www.kumc.edu/AHEC/calendar
Mail: Complete and return the attached registration form to:
AHEC Statewide Office
1501 S. Joplin
Shirk Hall, 4th Floor
Pittsburg, KS, 66762
Phone: (620) 235-4040
Fax: Complete and return the attached registration form to (620) 235-4041

For More Information

For questions, call the KU Area Health Education Center West at (785) 628-6128.

Continuing Education Credit

All participants requesting continuing education credit or a certificate of attendance must complete documentation of attendance and evaluation form online within the time frame announced at the program.

Physicians: This activity has been planned and implemented in accordance with the Essential Areas and policies of the Accreditation Council for Continuing Medical Education through the joint providership of the University of Kansas Medical Center Office of Continuing Medical Education and Rooks County Health Center. The University of Kansas Medical Center Office of Continuing Medical Education is accredited by the ACCME to provide continuing medical education for physicians.

The KU Medical Center Office of Continuing Medical Education designates this live activity for a maximum of 2.0 AMA PRA Category 1 Credits™. Physicians should claim only the credit commensurate with the extent of their participation in the activity.

APRN/Nurses: The University of Kansas Medical Center Area Health Education Center West is approved as a provider of CNE by the Kansas State Board of Nursing. This course offering is approved for 2.4 contact hours applicable for APRN, RN, or LPN relicensure. Kansas State Board of Nursing provider number: LT0086-1149. Karen Aufdenberg, BSN, RN, Coordinator.

Continuing education credit will be issued according to documented attendance.

All other attendees will receive a certificate of attendance.

Planning Committee

Melissa Meagher, Nikki Rabe, Lisa Karlin, R.Ph., Karen Aufdenberg, RN

Program Accessibility

We accommodate persons with disabilities. Please call KU Medical Center AHEC at (620) 235-4040, or check the box on the attached registration form, and a continuing education representative will contact you to discuss your needs.




Available Treatment Options

- Provider Lunch & Learn
- CKF Addiction Treatment

*Accepts statewide referrals for residential
& detoxification treatment*



<https://ckfaddictiontreatment.org/>



All CKF Addiction Treatment facilities are 100% tobacco-free.

SALINA, KANSAS	ABILENE, KANSAS	JUNCTION CITY, KANSAS	MCPHERSON, KANSAS
617 E. Elm Street Salina, Kansas 67401	306 N. Cedar Street Abilene, Kansas 67410	839 N. Eisenhower Drive Junction City, Kansas 66441	208 S. Main Street McPherson, Kansas 67460
P: 785-825-6224 F: 785-825-7595	P: 785-263-1326 F: 785-263-4313	P: 785-762-3700 F: 785-762-3704	P: 620-241-5550 F: 620-241-5554



Naloxone Distribution

Laws and Regulations that allow for distribution

- *House Bill 2217*
- *KAR 68-7-23*

Registration with Kansas State Board of Pharmacy

- *State-wide Protocol for Distribution*

https://www.pharmacy.ks.gov/docs/default-source/Naloxone/naloxone-statewide-protocol---blank.pdf?sfvrsn=c409a601_2

- Medical Director & Pharmacist must sign final page of the Statewide Protocol.





Naloxone Distribution

First Responders

- County Sherriff's Department (Deputies, County Jail Personnel)
- Plainville Law Enforcement
- Stockton Law Enforcement

Education Acknowledgment Form

I, _____ have received Intranasal Naloxone for emergency use.

I have also been provided with written education and training on:

- a) Risk factors of opioid overdose
- b) Strategies to prevent opioid overdose
- c) Signs of opioid overdose
- d) Steps in responding to an overdose
- e) Information on Naloxone including precautions and contraindications
- f) Procedures for administering Naloxone
- g) Proper storage, disposal, and expiration of the naloxone product
- h) Information on where to obtain an referral for substance use disorder treatment
- i) The need to report any administration of the emergency opioid antagonist to the appropriate healthcare provider

Signature _____

Agency _____

Lot# _____ Exp. Date: _____



Medication Take-Back Box

Rules & Requirements

- Find the Regulations Regarding Take-Back
<https://www.dea diversion.usdoj.gov/>
- Modify DEA Registration to become a collector
https://www.dea diversion.usdoj.gov/online_forms_apps.html



Community Commitment

Funding

- Researched companies to find affordable options
- State funds allocated by county commissioners
- Rooks County Health Foundation
- Rooks County Health Center



ROOKS COUNTY
HEALTH CENTER



Stop The Bleed

ROOKS COUNTY
HEALTH CENTER



Stop The Bleed

To teach the basic skills to keep people with potentially life-threatening injuries alive until professional help arrives.

- ✓ When a life-threatening incident occurs, what would boost the chances that someone will help?
- ✓ Every minute with uncontrolled bleeding decreases the chance of survival.
- ✓ 35% of Pre-hospital Trauma deaths are due to blood loss.



Stop The Bleed – Chance of Survival

EMS Response Time: 6 – 9 Minutes

- ✓ Life threatening injuries can kill within minutes: before medical responders arrive.
- ✓ Simple actions save Lives: You can take relatively easy steps that may have a great impact on survival



Stop The Bleed – Chance of Survival

If You Act Quickly and Purposefully, You Can Save Lives

- ✓ Call 9-1-1
- ✓ Stay safe and move the injured away from danger
- ✓ Apply pressure or a tourniquet to stop bleeding
- ✓ Help the injured breathe by allowing them to position themselves, or place them on they are unconscious
- ✓ Provide comfort



Stop The Bleed – Chance of Survival

Call 9-1-1

- ✓ Keep calm
- ✓ Always call 9-1-1 as soon as possible, but never delay bleeding control or moving someone away from imminent danger
- ✓ Provide as much specific information as possible including:
 - Where You Are
 - Severity of Injuries
 - What Happened
 - Potential Hazards
 - How Many Are Injured



Stop The Bleed – Chance of Survival

Stay Safe

- ✓ Use your senses to gain situational awareness.
- ✓ When you can, move the injured away from harm using others to assist, if possible.
- ✓ Use your best judgment, you are the help until help arrives.



Stop The Bleed – Chance of Survival

Apply Pressure or A Tourniquet to Stop Bleeding

- ✓ Apply firm, steady pressure on the source of bleeding.
- ✓ If bleeding cannot be controlled with manual pressure, consider applying tourniquet.
- ✓ Continue to apply pressure and do not remove tourniquet.



Stop The Bleed – Chance of Survival

Help the Injured Breathe

If the Person Injured is Conscious & Breathing:

- *allow them to position themselves, do not force the injured to lie down or sit up.*

If the Person Injured is Unconscious

- *Move them into the recovery position. Minimize movement of the head & neck.*



Stop The Bleed – Chance of Survival

Provide Comfort

- ✓ Keep the injured warm.
- ✓ Ask permission to provide help if the injured person is conscious.
- ✓ Be respectful of individual needs.



How did RCH Bring Education & Supplies to the Community?

ROOKS COUNTY
HEALTH CENTER



Stop The Bleed

- ✓ Received several kits from the Northwest Regional Trauma Council.
- ✓ Recognized need for all county emergency responders to have access to kits.
- ✓ Researched economical ways to produce large quantities of kits for all county responders.
- ✓ Requested funds from the Rooks County Healthcare Foundation.



Stop the Bleed - Education

What's the Goal?

To educate all county first responders and supply every emergency vehicle with a Stop the Bleed kit.

1st Attempt

All emergency responders were invited to RCH staff competency fair.

Result: Worked well for EMS, poor turnout for law enforcement and Fire.

Fire Volunteer/Football Coach suggested the need for the kits to be distributed to school vehicles and in each building.

2nd Attempt

RCH Nursing Staff attended all local Law Enforcement, Fire & EMS meetings for education & distribution

Successful: All first responders were educated and received kits for each vehicle. All Rooks County schools received a kit for each education building and transportation vehicle.



Stop the Bleed - Community Support

Funding

- ✓ Rooks County Healthcare Foundation – Grant
- ✓ RCH supported education time & distribution



ROOKS COUNTY
HEALTH CENTER




Stop the Bleed - Kits

What's in the kit?

- ✓ CAT tourniquet
- ✓ Clot-Stop Kit
(gauze, duct tape, clot stop sponges, bandages, antiseptic wipe, gloves, bio-waste bag)
- ✓ Scissors
- ✓ Gloves
- ✓ Sharpie
- ✓ Laminated instructions

ROOKS COUNTY
HEALTH CENTER




No matter how rapid the arrival of professional emergency responders, bystanders will always be first on the scene. A person who is bleeding can die from blood loss within five minutes, so it's important to quickly stop the blood loss.

Remember to be aware of your surroundings and move yourself and the injured person to safety, if necessary.


Call 911.

Bystanders can take simple steps to keep the injured alive until appropriate medical care is available. Here are three actions that you can take to help save a life:

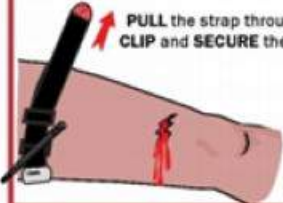
1. Apply Pressure with Hands
EXPOSE to find where the bleeding is coming from and apply **FIRM, STEADY PRESSURE** to the bleeding site with both hands if possible.



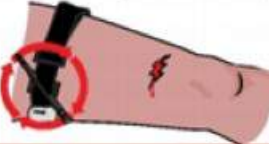
2. Apply Dressing and Press
EXPOSE to find where the bleeding is coming from and apply **FIRM, STEADY PRESSURE** to the bleeding site with bandages or clothing.




3. Apply Tourniquet(s)
If the bleeding doesn't stop, place a tourniquet as high on the extremity as possible above the wound. The tourniquet may be applied and secured over clothing.



PULL the strap through the buckle, **TWIST** the rod tightly, **CLIP** and **SECURE** the rod with the clasp or the Velcro strap.



If the bleeding still doesn't stop, place a second tourniquet next to the first tourniquet.





Stop the Bleed – Additional Needs

Funding

- ✓ Returned to RCH Foundation for a second grant for additional kits to supply all Rooks county schools and transportation vehicles.

Education

- ✓ Attended School staff meetings for education & distribution.
 - *Included all county schools. Plainville (2), Stockton & Palco.*



ROOKS COUNTY
HEALTH CENTER



Resources

Naloxone Dispensing & Medication Take-Back

Statewide Protocol	https://pharmacy.ks.gov/resources-consumer-info-2/naloxone
Sunflower Health Network	Heather Fuller, Executive Director, 785.452.6102
CKF	https://ckfaddictiontreatment.org/
DEA Registration to Become Collector	https://www.deadiversion.usdoj.gov/online_forms_apps.html
Regulations Regarding Take-Back	https://www.deadiversion.usdoj.gov/
Illicit Drug Webinar Education	KU Area Health Education Center West 785.628.6128

Stop The Bleed


Teach/Host a Course	https://www.dhs.gov/stopthebleed
---------------------	---

Email Contacts

Lisa Karlin, R.Ph., RCH Pharmacist	lkarlin@Plainville.hpmin.com
Michele Hinger, RN Nurse Manager	mhinger@Plainville.hpmin.com
Erin Newell, RN Director of Trauma	enewell@Plainville.hpmin.com

ROOKS COUNTY
HEALTH CENTER

ROOKS COUNTY



HEALTH CENTER